



## Applications

- Radar Testing
- Signal Processing
- Phased Array Antennas
- Phase Noise Processing
- Antenna Remoting
- Military Communications
- Telemetry, Tracking & Control (TT&C)

## Features

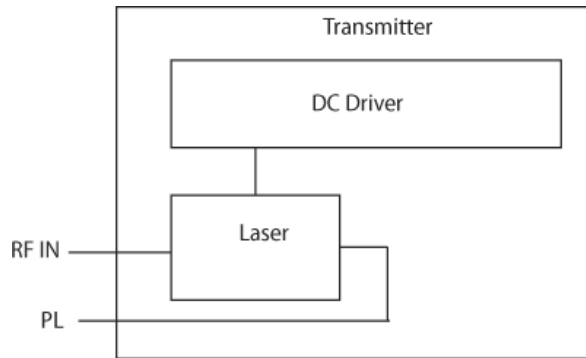
- Bandwidth to 22 GHz
- Cooled, Isolated Direct-Mod DFB Laser
- High-Dynamic-Range
- -40 to +65°C
- 1310 nm
- Flat Frequency Response
- Low Phase Noise
- CE Certified

The 5021T-E, 22 GHz transmitter delivers unmatched performance for radar testing, signal processing, phased array antennas, and phase noise testing. This rugged device eliminates many of the problems that are inherent in alternative transceiver technologies. When used in conjunction with an Ortel fiber optic receiver it offers superior performance.

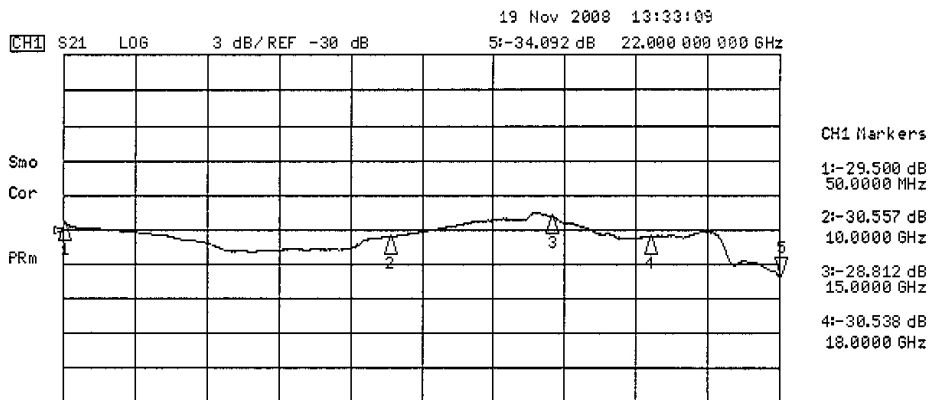


Ortel's fiber optic transmitters provide bandwidth that is essentially independent of fiber length, loss or delay, and triple transit signals that are immeasurable. In addition to enhanced electrical performance, the transmitter provides several mechanical advantages. Ortel's technology takes advantage of the rigid yet flexible properties of fiber optic cable to provide repeatable enhanced phase and group delay characteristics. The small size of these components allows for a compact package with the superior temperature stability.

## Block Diagram



## Typical S21 Graph



# 5021T-E 22 GHz 1330 nm DFB Transmitter

## Absolute Maximum Ratings

Stresses in excess of the absolute maximum ratings can cause permanent damage to the device. These are absolute stress ratings only. Functional operation of the device is not implied at these or any other conditions in excess of those given in the operational sections of the data sheet. Exposure to absolute maximum ratings for extended periods can adversely affect device reliability.

Parameter	Symbol	Condition	Min	Max	Unit
Operating Temperature Range of Baseplate	$T_{OP}$	continuous	-40	+65	°C
Storage Temperature	$T_{STG}$	-	-55	+85	°C
RF Input Power	$P_{IN}$	60 seconds	-	20	dBm

## Electrical Characteristics

Parameter	5021T-C	Unit
RF Connectors	SMA	-
Upper Band Edge Frequency, min	22	GHz
Lower Band Edge Frequency, max	0.01	GHz
Transmitter Gain (TG) @ 1 GHz <sup>2</sup>	-17	dB (W/A)
Amplitude Flatness, max <sup>3</sup>	7.0	dB p-p
Input RF Return Loss, max <sup>3</sup>		
0.05 GHz – 13 GHz	-7.0	dB
13 GHz – 22 GHz	-4.0	dB
Impedance, typ	50	Ohm
Input 1 dB Compression, min <sup>3</sup>	+20	dBm
Input Third Order Intercept <sup>3</sup>		
0.05 GHz – 7 GHz	+30	dBm
7 GHz – 22 GHz	+25	
Noise Figure, max <sup>3</sup>		
0.05 GHz – 3 GHz	44	dB
3 GHz – 7 GHz	50	dB
7 GHz – 13 GHz	54	dB
13 GHz – 18 GHz	59	dB
18 GHz – 22 GHz	61	dB

1. Tested at 25°C unless noted otherwise

2. Gain = TG + RG\*LoPT(assumes R<sub>IN</sub> = R<sub>OUT</sub>)

3. Performance applies only within frequency band specified by the model number

## Optical Characteristics

Parameter	Specifications	Unit
Fiber	Single mode (9/125)	μm
Optical Connectors	SC/APC or FC/APC	-
5021 Optical Transmitter Output Power	9 to 11	dBm <sub>o</sub>
Delay	7.5	ns, max

## DC Interface Characteristics

Pin Number	Min	Typ	Max	Max Ripple	Current
1	14 V	15 V	16 V	100 mV p-p	0.3 A max
2	4.5 V	5 V	5.5 V	200 mV p-p	1.6 A max

# 5021T-E 22 GHz 1330 nm DFB Transmitter

DATASHEET | JANUARY 2024

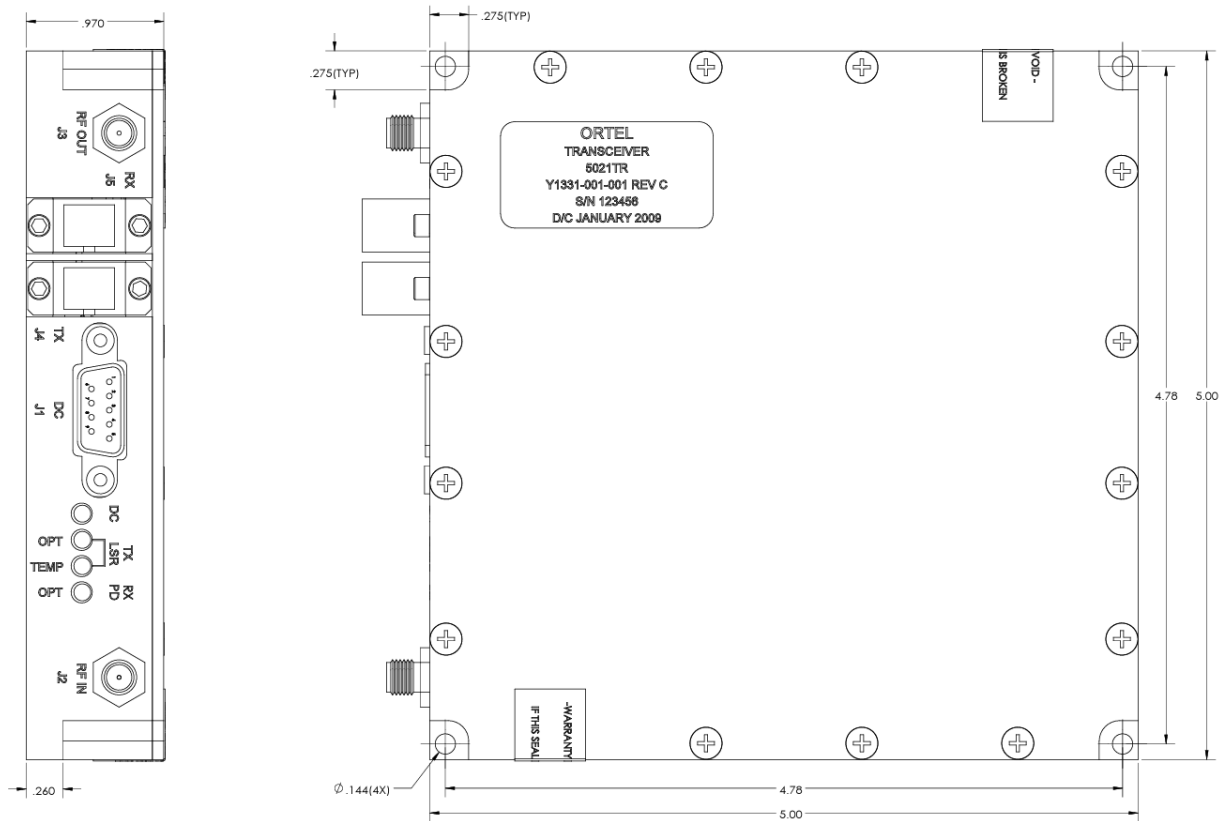
MICROWAVE

## Pin/Package Information

Nine-Pin, Male D-Sub Connector

Pin Number	Function
1	+15 VDC
2	+5 VDC
3	Aux DC
4	Ground
5	Ground
6	Not Used
7	Alarm Common
8	Laser Current Monitor
9	Alarm

## Outline Drawing



# 5021T-E 22 GHz 1330 nm DFB Transmitter

DATASHEET | JANUARY 2024

MICROWAVE

## DC Monitor Voltages

- Laser DC Current, Pin 8  
1V/100 mA (into 1M $\Omega$  load).

## Alarm Circuits

- Summary Alarm, Pins 7 & 9:  
Closed when unit is OK. Open if fault or no DC power.

The alarm is a dry, form A contact. The alarm is a summary of:

1. +5 VDC Regulator
2. Laser Temperature
3. Laser Optical Power

## Front Panel LEDs

- Power On
- Laser Temperature Stable
- Laser Power Stable

## Ordering Information

Model Number	Description
5021T-E-1309-SA	Transmitter, 22 GHz, SMA, 1310 nm, 9 dBm, SC/APC
5021T-E-1309-FA	Transmitter, 22 GHz, SMA, 1310 nm, 9 dBm, FC/APC

## Laser Safety

This product meets the appropriate standard in Title 21 of the Code of Federal Regulations (CFR). FDA/CDRH Class 1M laser product. This device has been classified with the FDA/CDRH under accession number 0220191. All versions of this laser are Class 1M laser product, tested according to IEC 60825-1:2007 / EN 60825-1:2007. An additional warning for Class 1M laser products. For diverging beams, this warning shall state that viewing the laser output with certain optical instruments (for example: eye loupes, magnifiers, and microscopes) within a distance of 100 mm may pose an eye hazard. For collimated beams, this warning shall state that viewing the laser output with certain instruments designed for use at a distance (for example: telescopes and binoculars) may pose an eye hazard.

Wavelength = 1.3/1.5  $\mu$ m.

Maximum Power = 30 mW.



\*Caution - Use of controls or adjustments or performance of procedures other than those specified herein may result in hazardous radiation exposure.  
\*IEC is a registered trademark of the International Electrotechnical Commission.

