

Optiva OTS-1LS 2.5 GHz 1310/1550 nm Wideband Fiber Optic Link



Applications

- Satellite Antenna Signal Transport
- DBS Antenna Signal Distribution
- Interfacility Signal Transport

Features

- 50 MHz to 2.5 GHz Optimized for IF, L- and S-Band Satellite Signals
- Supports short- and long-hauls links
- Supports 1310 / 1550 nm
- 30 dB Tx and Rx Adjustable Gain Range
- Peak Optimizer for Quick and Easy Setup
- SmartGain for Enhanced AGC Performance
- 50 Ohm SMA, BNC, and 75 Ohm BNC
- Tx & Rx RF Power Monitors via LED, SMA & SNMP
- LNB Power
- SNMP Monitoring and Control
- Optically-Isolated Uncooled DFB Lasers
- Fits in Optiva Enclosures, Support Daisy Chain Video, Audio, and Data Links – 16, 6, 2, & 1 Slot Enclosures Available
- CE & CSA Certified, RoHS Compliant

The Optiva OTS-1LS 1310/1550 nm Wideband Fiber Optic Link is optimized to provide transparent IF, L- and S-Band signal transport and to perform in the 50 MHz to 2.5 GHz frequency range for satellite antenna and interfacility applications.

Optiva satellite and microwave transmitters and receivers are SNMP compliant. They can be housed in the same chassis and monitored by the same Network Management System (NMS) as Optiva HD video, audio, serial data, and USB extension / distribution cards to provide multiple format and frequency transport in a single flexible platform.



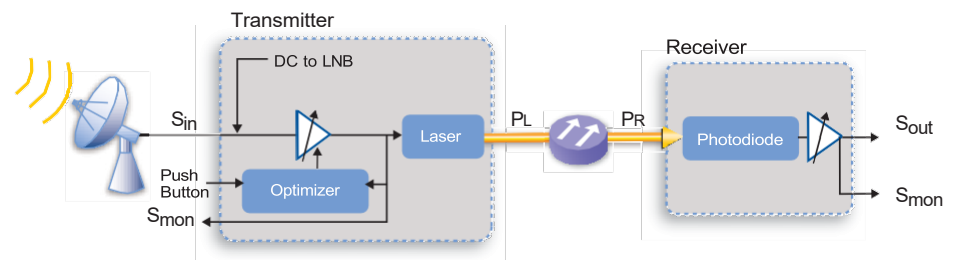
System Design

The Optiva platform includes a wide range fiber optic transport products for satellite and microwave communications from 1 MHz to 40 GHz. These units can be used to construct transparent inter- and intra-facility links for short- and long-haul RF and microwave signal transport, antenna remoting, video transport, electronic warfare systems and other high-dynamic-range applications.

optiva | PLATFORM

Optiva is a completely modular, hot-swappable platform. Both 19" rack-mount and compact tabletop, or wall-mountable enclosures are available. The 3 RU 19" rack-mount, fan-cooled enclosures (Model OT-CC-16 and OT-CC-16F) can support up to 16 insert cards and utilize two dual-redundant, hot-swappable, 100 or 200 watt power supplies. The 1 RU 19" rack-mount, fan-cooled enclosure (Model: OT-CC-6-1U) can accommodate 6 insert cards and utilizes two hot-swappable 60 watt power supplies. Compact one-slot (OT-DTCR-1), or two-slot (OT-DTCR-2) enclosures are also available that use an external wall-mount power supply.

Block Diagram



Optiva OTS-1LS 2.5 GHz 1310/1550 nm Wideband Fiber Optic Link

Performance Highlights


Parameter	Min	Typical	Max	Units	
Link ¹	Frequency Range 50 Ohm	50	-	2500	MHz
	75 Ohm	50	-	2500	MHz
	Frequency Response Any 36 MHz	-	+/- 0.2	-	dB
	50-2500 MHz	-	+/- 2.0	-	dB
	Noise Figure (TG max, RG max, 1.5 GHz)	-	12	-	dB
	Input IP3 (TG max, 1.5 GHz)	-	-1	-	dBm
Spur Free Dynamic Range ⁶	-	108	-	dB/Hz ^{2/3}	
RF Link Gain (TG max, RG max) ³	Standard Rx (OTS-1LR)	-	23	-	dB
	Hi-Sensitivity Rx (OTS-1LSR)	-	30	-	dB
Tx	RF Input within Smart Gain Control (SGC) range ²	-	0 to -35	-	dBm
	RF Input without SGC	< -50 ⁷ (TG max)	-	10 (TG min)	dBm
	Tx Gain (TG) max, 1.5 GHz	-2	2	-	dB (W/A)
	TG Adjustment Range (from max)	-	-	30	dB
	Optical Output	8	9	-	dBm _o
	Wavelength	1300	-	1340	nm
		1530	-	1560	nm
	Input Return Loss 50-2500 MHz	10	14	-	dB
	LNB Voltage	16	17	19	V
	Current	-	-	350	mA
	DC Power LNB Off	-	12	500	V
	-	450		mA	
Rx	Optical Input Standard Rx (OTS-1LR)	-20 ⁴	-	9	dBm _o
	Hi-Sensitivity Rx (OTS-1LSR)	-25 ⁴	-	5	dBm _o
	Rx Gain (RG) max, 1.5 GHz Standard Rx (OTS-1LR)	20	22	-	dB (A/W)
	Hi-Sensitivity Rx (OTS-1LSR)	25	29	-	dB (A/W)
	RG Adjustment Range (from max)	-	-	30	dB
	Output IP3 (5 dBm _o to Rx, 0 dBm 2150 MHz)	23	25	-	dBm
	RF Output (-35 dBm input, TG max, 1 dBm _o to Rx) Standard Rx	-	-16	-	dBm
	Hi-Sensitivity Rx	-	-9	-	dBm
	Output Return Loss 50-2700 MHz (50 Ohm), 50-2500 MHz (75 Ohm)	10	14	-	dB
	DC Power	-	12	300	V
	-	260		mA	

- For link over 1 m fiber
- Wider RF inputs are acceptable, but will set the RF amp gain to its limit
- Link RF Gain_{dB} = TG + RG - 2 * Fiber Loss_{dB_o} (assumes Rin = Rout)
- Minimum optical input to maintain 35 dB C/N on 36 MHz RF carrier over 1 m fiber
- Performance at ambient temperature (unless specified otherwise)
- SFDR = 2/3 * (IIP3 + 174 - NF)
- Some specifications in the table may degrade when operating at low input

Absolute Maximum Rating (damage may occur beyond these limits)

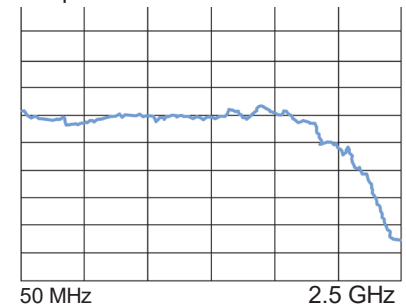
Parameter	Min	Max	Unit
Operating Temperature	-20	60	°C
Max Tx RF Input (TG min)	-	+15	dBm
Max Rx Optical Input	-	+10	dBm _o

OTS-1L (Tx & Rx)

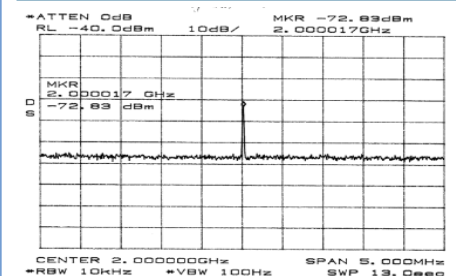


Typical S21


2 dB per division



Typical Output @ -100 dBm Input



Enclosure Options



Optiva OTS-1LS 2.5 GHz 1310/1550 nm Wideband Fiber Optic Link

Ordering Information

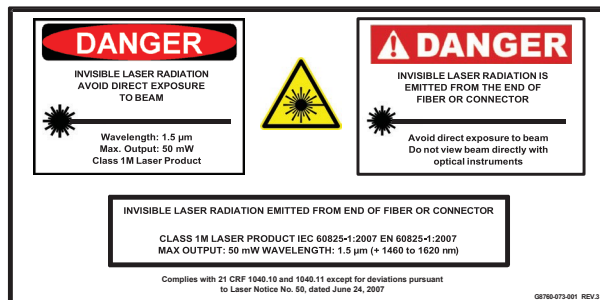
Product Code	Specifications
OTS-1LST/S5-1309-SA-IC	Transmitter, 50-2500 MHz, SMA 50 ohm, 1310 nm, 9dBm, SC/APC
OTS-1LST/B5-1309-SA-IC	Transmitter, 50-2500 MHz, BNC 50 ohm, 1310 nm, 9dBm, SC/APC
OTS-1LST/B7-1309-SA-IC	Transmitter, 50-2500 MHz, BNC 75 ohm, 1310 nm, 9dBm, SC/APC
OTS-1LST/S5-1509-SA-IC	Transmitter, 50-2500 MHz, SMA 50 ohm, 1550 nm, 9dBm, SC/APC
OTS-1LST/B5-1509-SA-IC	Transmitter, 50-2500 MHz, BNC 50 ohm, 1550 nm, 9dBm, SC/APC
OTS-1LST/B7-1509-SA-IC	Transmitter, 20-2500 MHz, BNC 75 ohm, 1550 nm, 9dBm, SC/APC
OTS-1LR/S5-SA-IC	Receiver, 50-3000 MHz, SMA 50 ohm, SC/APC
OTS-1LR/B5-SA-IC	Receiver, 50-3000 MHz, BNC 50 ohm, SC/APC
OTS-1LR/B7-SA-IC	Receiver, 50-2500 MHz, BNC 75 ohm, SC/APC
OTS-1LSR/S5-SA-IC	Receiver, Hi-Sensitivity, 50-3000 MHz, SMA 50 ohm, SC/APC
OTS-1LSR/B5-SA-IC	Receiver, Hi-Sensitivity, 50-3000 MHz, BNC 50 ohm, SC/APC
OTS-1LSR/B7-SA-IC	Receiver, Hi-Sensitivity, 50-2500 MHz, BNC 75 ohm, SC/APC
OPV-CTLR-IC	NMS SNMP Controller Card, MIB, EmcoreView GUI for Optiva Family
OTP-1ETR-A2/A2	Optical Transceiver, 1 CH, Ethernet, SM, Dual LC -- See OTP-1E datasheet
OT-CC-16F-XXX	Chassis, Rack-Mount, 16-Slot, 3 RU -- See OT-CC-16F datasheet
PS-200F-XX	Power Supply, 12VDC, 100 to 240 VAC, 50/60 Hz. - See PS-200F datasheet
OT-CC-6-XX	Chassis Rack-Mount, 6-Slot, 1 RU with Power Supply - See OT-CC-6-XX datasheet
OT-DTCR-1 / OT-DTCR-2	Chassis, Flange-Mount, w/ Power Supply, 1 slot / 2 slot - See OT-DTCR datasheet

Laser Safety

This product meets the appropriate standard in Title 21 of the Code of Federal Regulations (CFR). FDA/CDRH Class 1M laser product. This device has been classified with the FDA/CDRH under accession number 0220191. All versions of this laser are Class 1M laser product, tested according to IEC 60825-1:2007 / EN 60825-1:2007. An additional warning for Class 1M laser products. For diverging beams, this warning shall state that viewing the laser output with certain optical instruments (for example: eye loupes, magnifiers, and microscopes) within a distance of 100 mm may pose an eye hazard. For collimated beams, this warning shall state that viewing the laser output with certain instruments designed for use at a distance (for example: telescopes and binoculars) may pose an eye hazard.

Wavelength = 1.3/1.5 μ m.

Maximum power = 30 mW.



*Caution - Use of controls or adjustments or performance of procedures other than those specified herein may result in hazardous radiation exposure.

*IEC is a registered trademark of the International Electrotechnical Commission.